

CEMENTO

Decorative waterbased paint






CEMENTO of Mondo Bello is a decorative paint that creates marble and microcement coating effect.

Characteristics-Advantages

- Easy application
- High coverage
- High durability



TECHNICAL INFORMATION

Product type	Paint based on acrylic dispersion of special composition and pigments, aggregates and additives.	DILUTION	APPLICATION
Density@25°C	1,53-1,58 gr/ml	 Without dilution	 Brush, roller, spatula
Viscosity @25°C	6500-8500 cP		
Drying time @25°C, 50% relative humidity	Touch dry: 30 minutes Recoat: After 4 hours (Times may vary depending on the temperature, humidity, film thickness, shade and air movement)	DRYING TIME	COVERAGE
Colors	White and bases	 30 minutes	 8 m ² /l
VOC (Volatile Organic Compounds)	EU limit value for this product Category A: "I", Type: WB, Decorative effect coatings): 200g/l (2010). This product contains max 199g/l VOC.	PACKAGING	
		 0,75l,3l,10l	

Technical Data Sheet

Date of issue: 10/05/2024

SUBSTRATE PREPARATION

The substrate must be stable, dry, clean and free of substances that may affect the shade and the adhesion of the paint. Clean the surface from dust, oils, adhesives and loose materials, such as unstable oil coatings, emulsion paints or synthetic plasters. Then prime the surfaces as appropriate.

- Wash your equipment immediately after the application, with water and soap (if it is necessary).
- Avoid the product application if the ambient and surface temperature is below 5°C or above 35°C.

APPLICATION INSTRUCTIONS

Application method: Roller, brush or glove and stainless steel spatula.

Application: 1st layer: On a primed surface, apply a layer of **CEMENTO**, leaving enough product on the surface, with a roller, brush or glove. After that and before the paint dries, level the entire surface with a stainless steel spatula with irregular movements.

After about 5 minutes, repeat the same process with the spatula and level the surface.

2nd layer: After completely drying and at least after 4 hours, apply another layer of CEMENTO in the same way and repeat the same procedure with the spatula. After about 5 minutes, repeat the same process with the spatula and level the surface.

When the paint begins to dry, press the spatula over the whole surface once or twice in order to polish it and appear the effect. The more you press, the more intense the effect will be.

Extra protection with wax: For extra protection and glossy effect, apply a layer of Cera Veneziano wax with a sponge and after it dries, polish with a cotton cloth or polisher. The surface you have waxed with CERA Veneziano is shiny and completely waterproof while the other is matt and absorbent.

Coverage: About 8 m²/l per layer on prepared surfaces.

Remarks:

STORAGE

Keep the packages sealed in their original form and in storage conditions away from frost, sunlight and temperatures below 5°C and above 35°C

HEALTH, SAFETY AND ENVIRONMENTAL PROTECTION INFORMATION AND GUIDELINES

Handle with care. Before and during use, follow all safety instructions on the packaging and containers, consult TETRALUX Safety Data Sheets and follow all local or national safety regulations.

The above technical information is based on the experience and the knowledge of the company. The company guarantees the quality of the product, but bears no responsibility for any damages caused if the product has not been used properly and in accordance with its instructions for use.